

# AMMOCONTROL

## LED Advisor

for Smith&Wesson® M&P

Available for: 9 mm and .40



### PACKAGE CONTENTS



CR 1632  
Battery x1



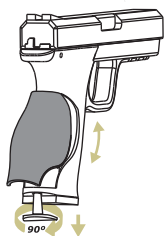
Follower x2



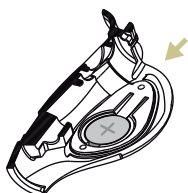
AMMOCONTROL x1

### ASSEMBLY · GUN

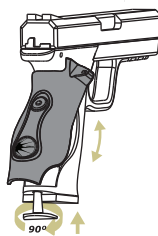
Disassemble the original backstrap



Assemble the battery (Left Side)

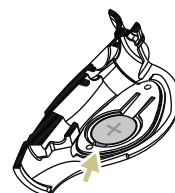


Assemble **AMMOCONTROL** backstrap



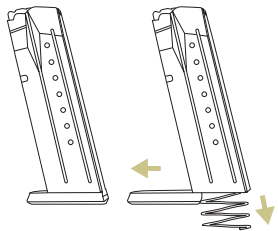
### DISASSEMBLY · BATTERY

Disassemble the battery

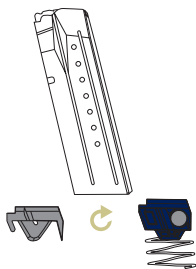


### ASSEMBLY · MAGAZINE

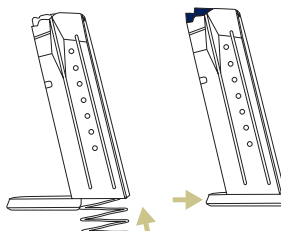
Disassemble the magazine\*



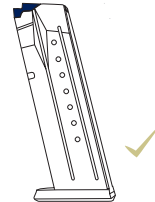
Remove the original follower



Replace it with the **AMMOCONTROL** follower



The system is ready to use



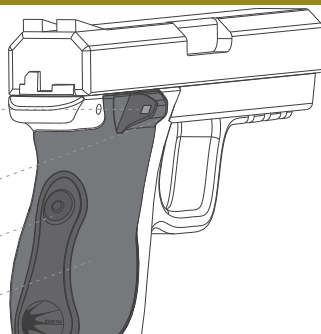
### KNOW YOUR AMMOCONTROL

LED INDICATOR

AUTOMATIC  
LIGHT SENSOR

CHECK BUTTON

BACKSTRAP



### LED ACTIVATION EVENTS

**Firing a gun or pressing the check button.**

MONO-COLOUR 100-032/033

TRI-COLOUR 100-028/029

4/+4 rd. No Light

4/+4 rd. No Light

3 rd. Blinking Red (Slow)

3 rd. Continuous Blue

2 rd. Blinking Red (Medium)

2 rd. Continuous Green

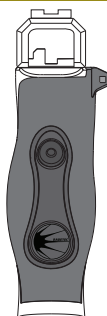
1 rd. Blinking Red (Fast)

1 rd. Continuous Red

0 rd. Continuous Red\*\*

0 rd. Blinking Red\*\*

LED Intensity is automatically adjusted depending on ambient light.



\*The device only works with original S&W magazine.\*\*The device does NOT detect round housed in the chamber. Important: Always observe the basic safety rules when handling firearms.